

The PSU 30205 is a very compact, single rail 240V mains power supply unit designed primarily for the supply of digital panel meters. The linear regulator IC used features over-current and over-temperature protection and offers a 100mA @ +5V d.c. regulated output.

- 100mA @ +5V d.c. Regulated Output
- Very Compact Design
- Simple Screw-Terminal Connection
- Encapsulated Mains Transformer
- Use with Lascar Panel Meters



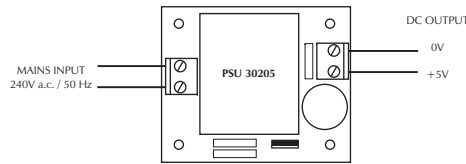
Standard Unit	Stock Number PSU 30205			
Specification	Min.	Typ.	Max.	Unit
Load regulation			1	%
Line regulation			1	%
Ripple			0.5	mV
Operating temperature	0		70	°C
Output Voltage		5		V d.c.
Output Current		100		mA
Input (50-60Hz)	220	240	250	V a.c.

SAFETY

For safe operation, the unit must be installed in an enclosure which prevents accidental contact with hazardous voltages, by providing appropriate insulation or guarding. If the enclosure is made of a conducting material or the internal surfaces have a conductive coating, ensure that no part of the power supply will come into contact with it, and maintain an air gap clearance of minimum 10mm (0.39"). The mains lead to the unit must be fused with a 100mA fuse. In general, it is the responsibility of the user to ensure that the incorporation of the power supply unit into the OEM equipment conforms to the relevant sections of BS EN 61558-1: 1998, in accordance with the Low Voltage Directive (LVD 93/68/EEC).
IF IN DOUBT CONTACT A LASCAR APPLICATIONS ENGINEER.

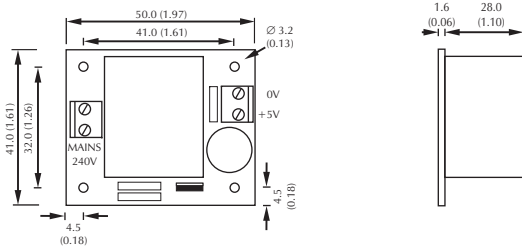
CONNECTIONS

The unit is supplied for operation with a 240V / 50Hz mains input. Follow the wiring diagram when using this power supply unit. Incorrect connection may damage the power supply unit.



IF IN DOUBT CONTACT A LASCAR APPLICATIONS ENGINEER.

DIMENSIONS All dimensions in mm (inches)



Specifications liable to change without prior warning PSU 30205 Issue 6 09/2010 S.L. Applies to PSU 30205/1

The PSU 30205 is a very compact, single rail 240V mains power supply unit designed primarily for the supply of digital panel meters. The linear regulator IC used features over-current and over-temperature protection and offers a 100mA @ +5V d.c. regulated output.

- 100mA @ +5V d.c. Regulated Output
- Very Compact Design
- Simple Screw-Terminal Connection
- Encapsulated Mains Transformer
- Use with Lascar Panel Meters



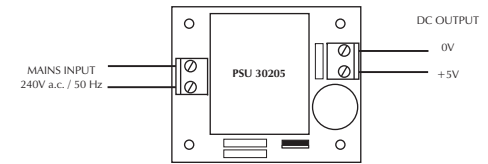
Standard Unit	Stock Number PSU 30205			
Specification	Min.	Typ.	Max.	Unit
Load regulation			1	%
Line regulation			1	%
Ripple			0.5	mV
Operating temperature	0		70	°C
Output Voltage		5		V d.c.
Output Current		100		mA
Input (50-60Hz)	220	240	250	V a.c.

SAFETY

For safe operation, the unit must be installed in an enclosure which prevents accidental contact with hazardous voltages, by providing appropriate insulation or guarding. If the enclosure is made of a conducting material or the internal surfaces have a conductive coating, ensure that no part of the power supply will come into contact with it, and maintain an air gap clearance of minimum 10mm (0.39"). The mains lead to the unit must be fused with a 100mA fuse. In general, it is the responsibility of the user to ensure that the incorporation of the power supply unit into the OEM equipment conforms to the relevant sections of BS EN 61558-1: 1998, in accordance with the Low Voltage Directive (LVD 93/68/EEC).
IF IN DOUBT CONTACT A LASCAR APPLICATIONS ENGINEER.

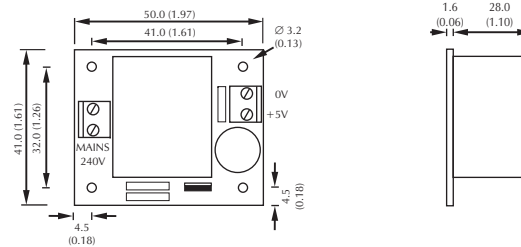
CONNECTIONS

The unit is supplied for operation with a 240V / 50Hz mains input. Follow the wiring diagram when using this power supply unit. Incorrect connection may damage the power supply unit.



IF IN DOUBT CONTACT A LASCAR APPLICATIONS ENGINEER.

DIMENSIONS All dimensions in mm (inches)



Specifications liable to change without prior warning PSU 30205 Issue 6 09/2010 S.L. Applies to PSU 30205/1